



ANTIOCH SCHOOL DISTRICT 34

Inspiring personal excellence.

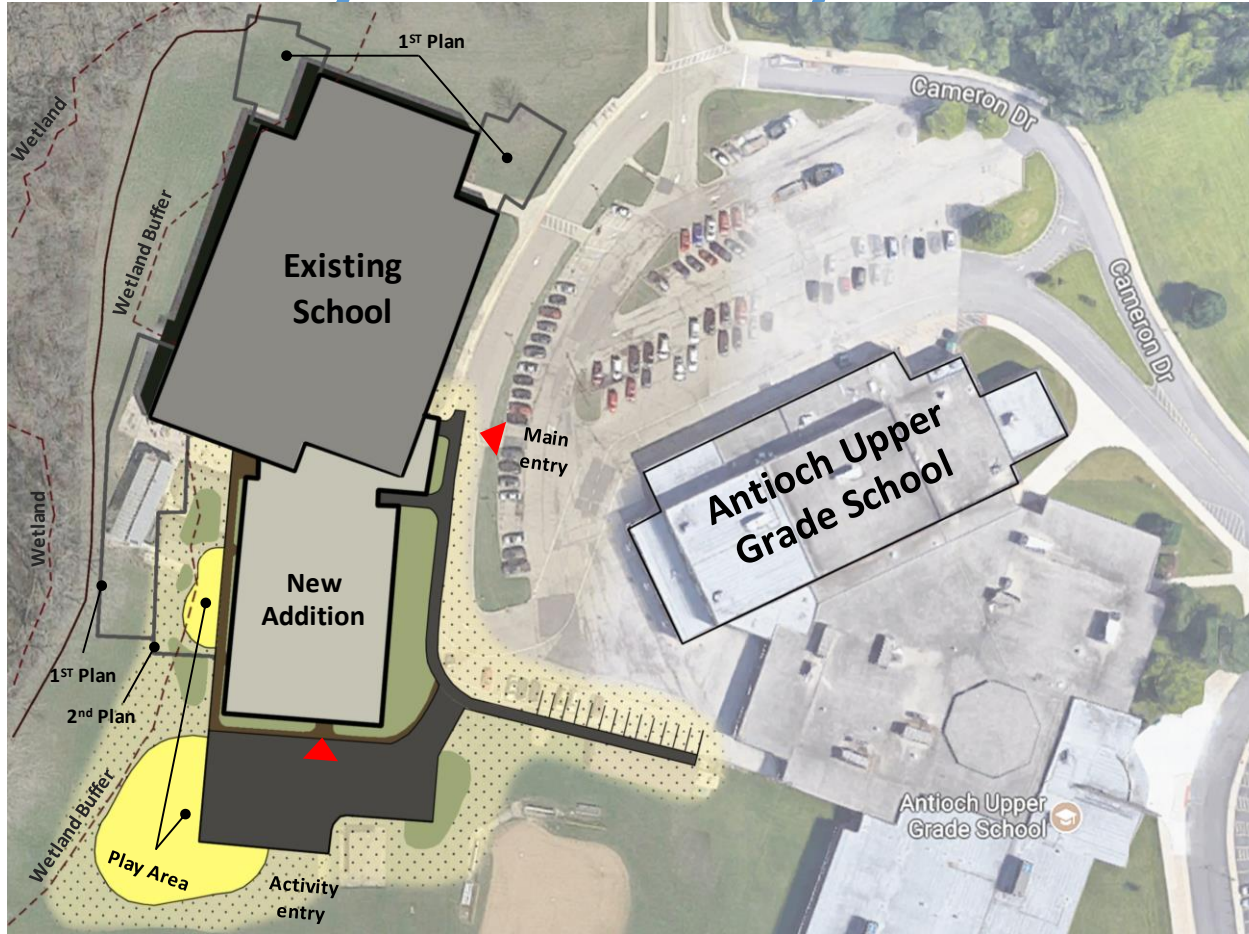
Board of Education Update

August 2017



W.C. Petty Elementary School

W.C. Petty Elementary School



433



475

EXISTING: 44,543 SF
ADDITIONS: 18, 954 SF
TOTAL: 63,497 SF

EXISTING: 44,543 SF
ADDITIONS: 18, 954 SF
TOTAL: 63,497 SF

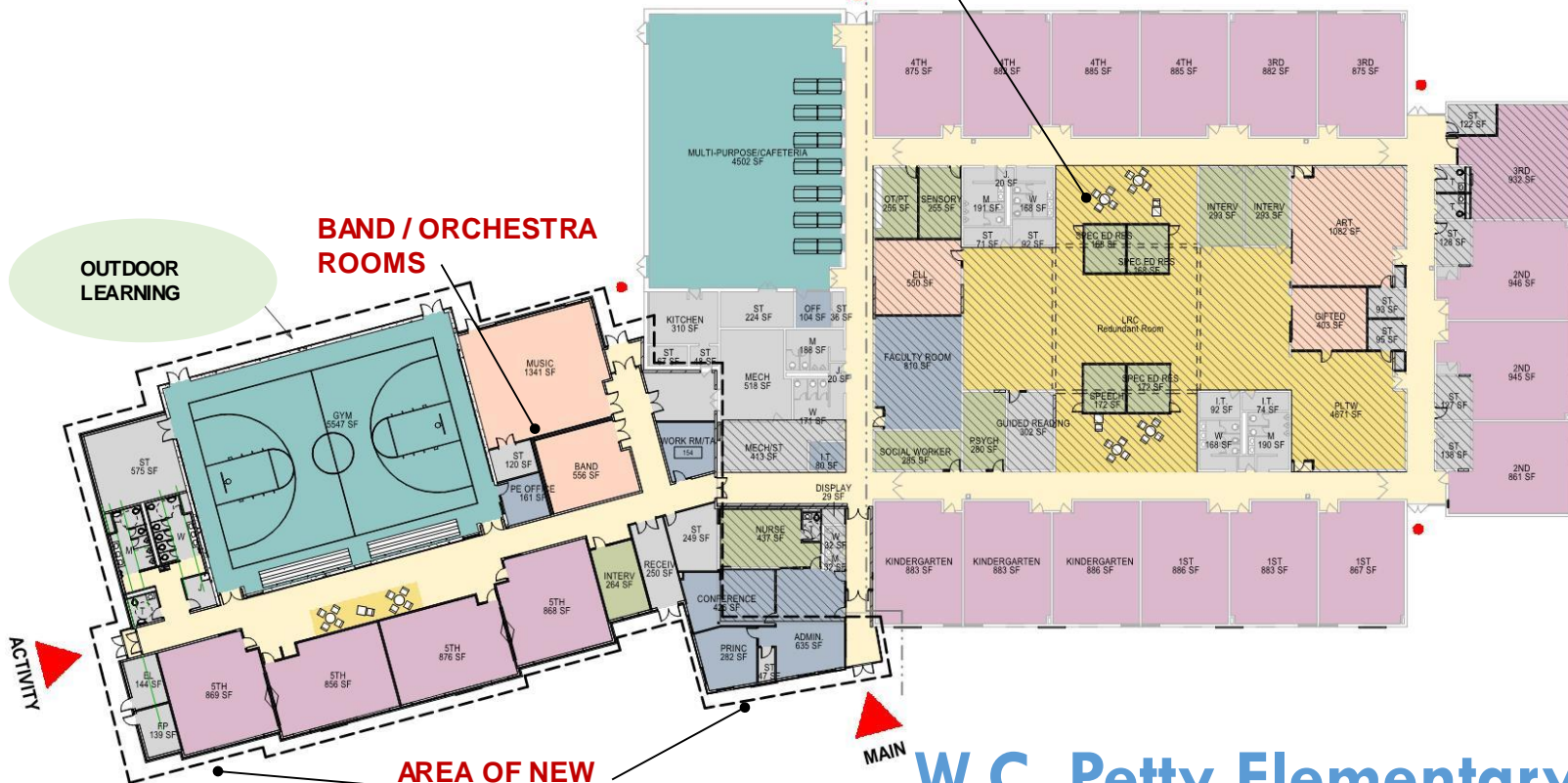
**COLLABORATION
AREA** \

BAND / ORCHESTRA ROOMS













OUTDOOR LEARNING

**AREA OF NEW
ADDITION**

W.C. Petty Elementary School



LEGEND

-  ADMINISTRATION  CO-CURRICULAR CLASS
 ASSEMBLY  COLLABORATIVE AREA
 CIRCULATION  INFRASTRUCTURE
 CLASSROOM  STUDENT SUPPORT
 REMODELED SPACE  MAIN/ACTIVITY ENTRY
 ADDITION  SECONDARY, EXIT

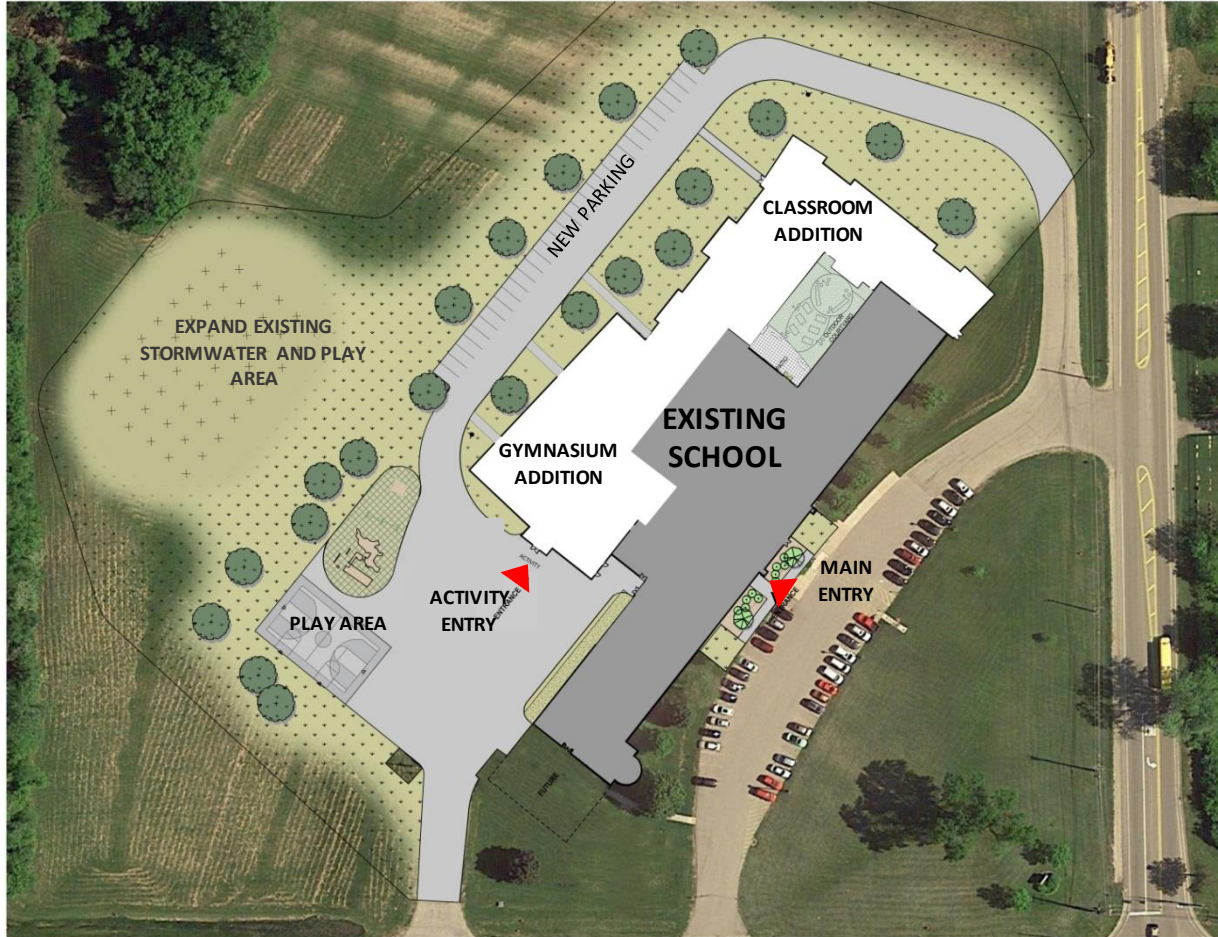


W.C. PETTY



Oakland Elementary School


Oakland Elementary School



419



595



EXISTING: 36,000 SF
ADDITIONS: 35,186 SF
TOTAL: 71,186 SF

EXISTING: 36,000 SF
ADDITIONS: 35,186 SF
TOTAL: 71,186 SF

TOTAL: 71,186 SF

BAND / ORCHESTRA ROOM

**AREA OF NEW
ADDITION**

ACTIVITY













OUTDOOR LEARNING

COLLABORATION AREA



MAIN

Oakland Elementary School

- LEGEND**
- | | | | |
|---|-----------------|---|-------------------------|
|  | ADMINISTRATION |  | CO-CURRICULAR CLASSROOM |
|  | ASSEMBLY |  | COLLABORATIVE AREA |
|  | CIRCULATION |  | INFRASTRUCTURE |
|  | CLASSROOM |  | STUDENT SUPPORT |
|  | REMODELED SPACE |  | MAIN/ACTIVITY ENTRY |
|  | ADDITION |  | SECONDARY, EXIT |



OAKLAND







Similar Exterior Example



John R Tibbott
ELEMENTARY SCHOOL





